

Addition Using Partitioning

STEP 1:

1 6 7 + 1 2 4 =

Set the sum out in columns.
Make sure you record one digit or symbol in each square!

$$\begin{array}{r} 167 \\ + 124 \\ \hline \end{array}$$

STEP 2:

Starting with the **UNITS COLUMN**, record the units sum, the tens sum and the hundreds sum in brackets.

$$\begin{array}{r} 167 \\ + 124 \\ \hline \end{array}$$

(7 + 4)

(6 0 + 2 0)

(1 0 0 + 1 0 0)

STEP 3:

Now add the units.

$$\begin{array}{r} 167 \\ + 124 \\ \hline 11 \end{array}$$

(7 + 4)

(6 0 + 2 0)

(1 0 0 + 1 0 0)

STEP 4:

Now add the tens.

$$\begin{array}{r} 167 \\ + 124 \\ \hline 1180 \end{array}$$

(7 + 4)

(6 0 + 2 0)


(1 0 0 + 1 0 0)

Addition Using Partitioning

STEP 5:


1	6	7		
+	1	2	4	
	1	1	(7 + 4)	
	8	0	(6 0 + 2 0)	
	2	0	0 (1 0 0 + 1 0 0)	

Now add the hundreds.



STEP 6:


	1	6	7		
+	1	2	4		
		1	1	(7 + 4)	
		8	0	(6 0 + 2 0)	
+	2	0	0	(1 0 0 + 1 0 0)	
			1		



Now add the units column.

STEP 7:


	1	6	7		
+	1	2	4		
		1	1	(7 + 4)	
		8	0	(6 0 + 2 0)	
+	2	0	0	(1 0 0 + 1 0 0)	
		9	1		



Now add the tens column.

STEP 8:

	1	6	7		
+	1	2	4		
		1	1	(7 + 4)	
		8	0	(6 0 + 2 0)	
+	2	0	0	(1 0 0 + 1 0 0)	
	2	9	1		



Now add the hundreds column.