


# COMPACT DIVISION ( / )

## STEP 1:


Set up your calculation by drawing a box. Place the amount being shared inside the box (1 digit per square).

7 9 5



## STEP 2:

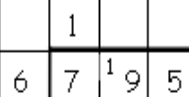
6 7 9 5



Now place the divisor here (e.g 6).

## STEP 3:

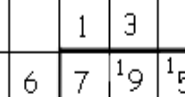
1  
6 7 9 5



Starting the largest place, calculate how many groups of the divisor (e.g 6) can be made from the amount in the hundreds place (e.g 7). (e.g 7 divided by 6 = 1 r1). Carry the remainder (left overs) into the tens place.

## STEP 4:

1 3  
6 7 9 5



Now calculate how many groups of the divisor (e.g 6) can be made from the amount in the tens place (e.g 19). (e.g 19 divided by 6 = 3 r1). Carry the remainder (left overs) into the units place.

STEP 5:

$$\begin{array}{r} 132 \text{ r } 3 \\ 6 \overline{) 795} \end{array}$$



Now calculate how many groups of the divisor (e.g 6) can be made from the amount in the units place (e.g 15).  
(e.g 15 divided by 6 = 2 r3)